

368543-1 ✓ ACTIVE

## Multilock Connector System

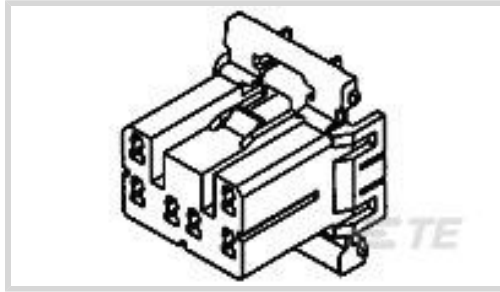
TE Internal #: 368543-1

Wire-to-Wire, 14 Position, White, Signal, Cable Mount (Free-Hanging), Multilock Connector System

[View on TE.com >](#)



Connectors > Automotive Connectors > Connector Housings > MULTILOCK, CONNECTOR HOUSING



Mating Tab Width: 1.8 mm [ .071 in ]

Connector System: **Wire-to-Wire**

Number of Positions: 14

Sealable: **No**

Hybrid Connector: **No**

[All MULTILOCK, CONNECTOR HOUSING \(573\)](#)

## Features

### Product Type Features

Connector Shape	Rectangular
Connector System	Wire-to-Wire
Sealable	No
Hybrid Connector	No

### Configuration Features

Number of Positions	14
Number of Rows	2

### Body Features

Body Material	PBT GF
Primary Product Color	White

### Contact Features

Contact Size	1.8mm
Mating Tab Width	1.8 mm[.071 in]

### Mechanical Attachment

Mounting Feature	Without
Terminal Position Assurance	No
Strain Relief	Without



Mating Alignment Type	Polarized
Mating Alignment	With
Connector Mounting Type	Cable Mount (Free-Hanging)

### Dimensions

Product Width	25.5 mm[1.004 in]
Product Length	35.3 mm[1.389 in]
Product Height	21.6 mm[.85 in]
Row-to-Row Spacing	5.9 mm[.232 in]

### Operation/Application

Circuit Application	Signal
---------------------	--------

### Packaging Features

Packaging Quantity	150
Packaging Method	Bag

### Other

Connector Position Assurance Capable	No
--------------------------------------	----

## Product Compliance

[For compliance documentation, visit the product page on TE.com>](#)

EU RoHS Directive 2011/65/EU	Compliant
EU ELV Directive 2000/53/EC	Compliant
China RoHS 2 Directive MIIT Order No 32, 2016	No Restricted Materials Above Threshold
EU REACH Regulation (EC) No. 1907/2006	Current ECHA Candidate List: JUNE 2022 (224) Candidate List Declared Against: JUNE 2022 (224) Does not contain REACH SVHC
Halogen Content	Low Halogen - Br, Cl, F, I < 900 ppm per homogenous material. Also BFR/CFR/PVC Free
Solder Process Capability	Not applicable for solder process capability

#### Product Compliance Disclaimer

This information is provided based on reasonable inquiry of our suppliers and represents our current actual knowledge based on the information they provided. This information is subject to change. The part numbers that TE has identified as EU RoHS compliant have a maximum concentration of 0.1% by weight in homogenous materials for lead, hexavalent chromium, mercury, PBB, PBDE, DBP, BBP, DEHP, DIBP, and 0.01% for cadmium, or qualify for an exemption to these limits as defined in the Annexes of Directive 2011/65/EU (RoHS2). Finished electrical and electronic equipment products will be CE marked as required by Directive 2011/65/EU. Components may not be CE marked. Additionally, the part

numbers that TE has identified as EU ELV compliant have a maximum concentration of 0.1% by weight in homogenous materials for lead, hexavalent chromium, and mercury, and 0.01% for cadmium, or qualify for an exemption to these limits as defined in the Annexes of Directive 2000/53/EC (ELV). Regarding the REACH Regulation, the information TE provides on SVHC in articles for this part number is based on the latest European Chemicals Agency (ECHA) 'Guidance on requirements for substances in articles' posted at this URL: <https://echa.europa.eu/guidance-documents/guidance-on-reach>

## Compatible Parts



TE Part # CAT-LMPH9507  
LOW & MEDIUM POWER HEADER




TE Part # 368508-1  
070 MLC CAP 14P



TE Part # CAT-M9194-T273  
MULTILOCK, RECEPTACLE AND TAB


## Also in the Series | Multilock Connector System




Automotive Connector Caps & Covers (16)



Automotive Connector EMC Shielding (1)




Automotive Connector Locks & Position Assurance(2)




Automotive Housings(572)




Automotive Seals & Cavity Plugs(2)



Automotive Terminals(140)



Insertion & Extraction Tools(6)



Other Automotive Connector Accessories(9)



PCB Headers & Receptacles(127)

## Documents



### Product Drawings

#### 070 MLC PLUG 14P HSG

English

---

### CAD Files

#### Customer View Model

[ENG\\_CVM\\_CVM\\_368543-1\\_O.2d\\_dxf.zip](#)

English

#### 3D PDF

3D

#### Customer View Model

[ENG\\_CVM\\_CVM\\_368543-1\\_O.3d\\_igs.zip](#)

English

#### Customer View Model

[ENG\\_CVM\\_CVM\\_368543-1\\_O.3d\\_stp.zip](#)

English

By downloading the CAD file I accept and agree to the [Terms and Conditions](#) of use.

---

### Datasheets & Catalog Pages

#### MULTILOCK Connector System

English

---

### Product Specifications

#### 070 MLC Series

English